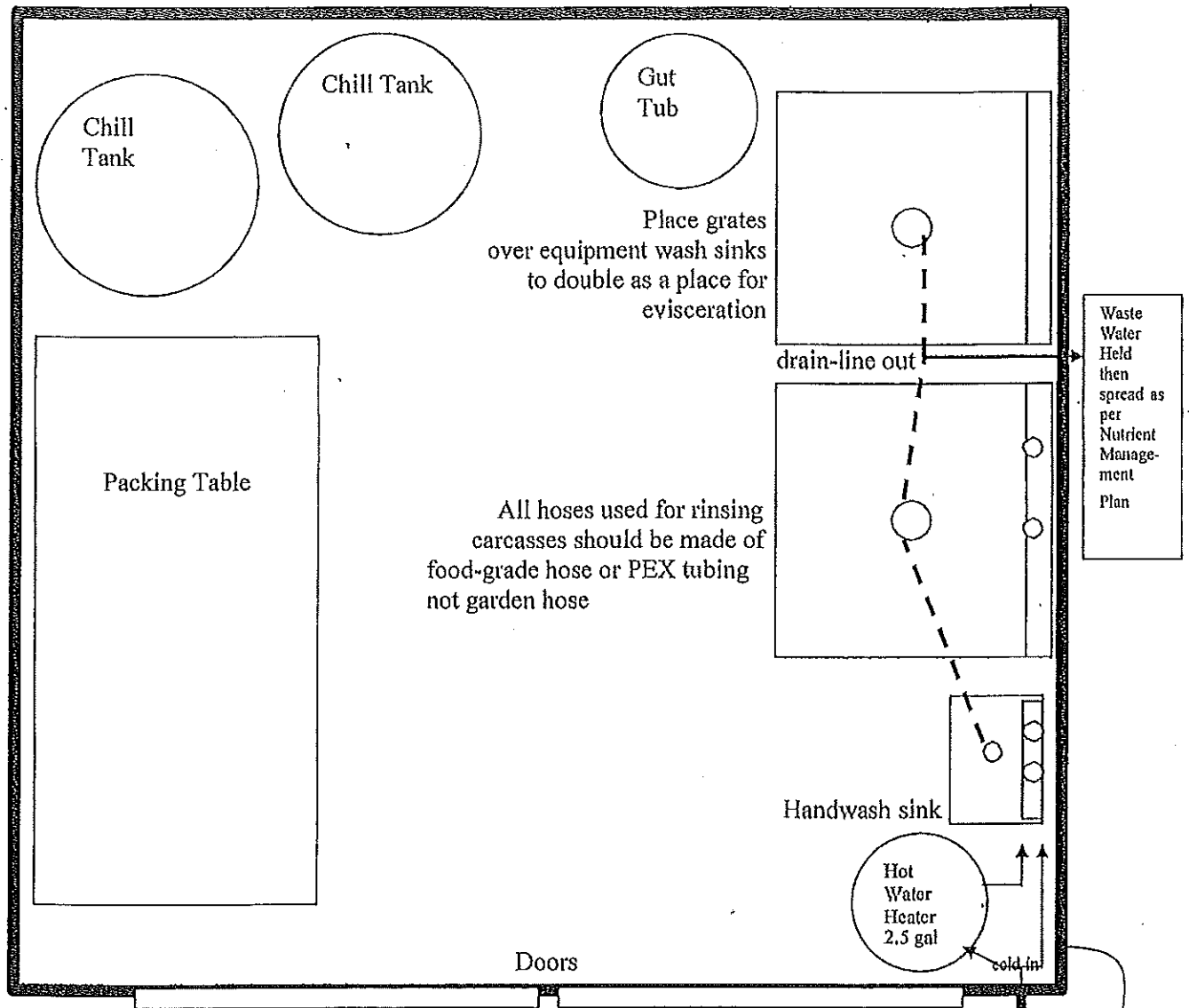


## Example of Less Than 1,000 Bird Grower Producer Exempt Poultry Processing Facility



**AN EXAMPLE OF EVISCERATION BUILDING (7ftx7ft)**

**POULTRY SLAUGHTER AND PROCESSING WITH GROWER/PRODUCER EXEMPTION**

Produce less than 1,000 birds per year, of own raising, on grower-producer's farm. Facility is on grower-producer farm and not to be used for processing other grower's birds.

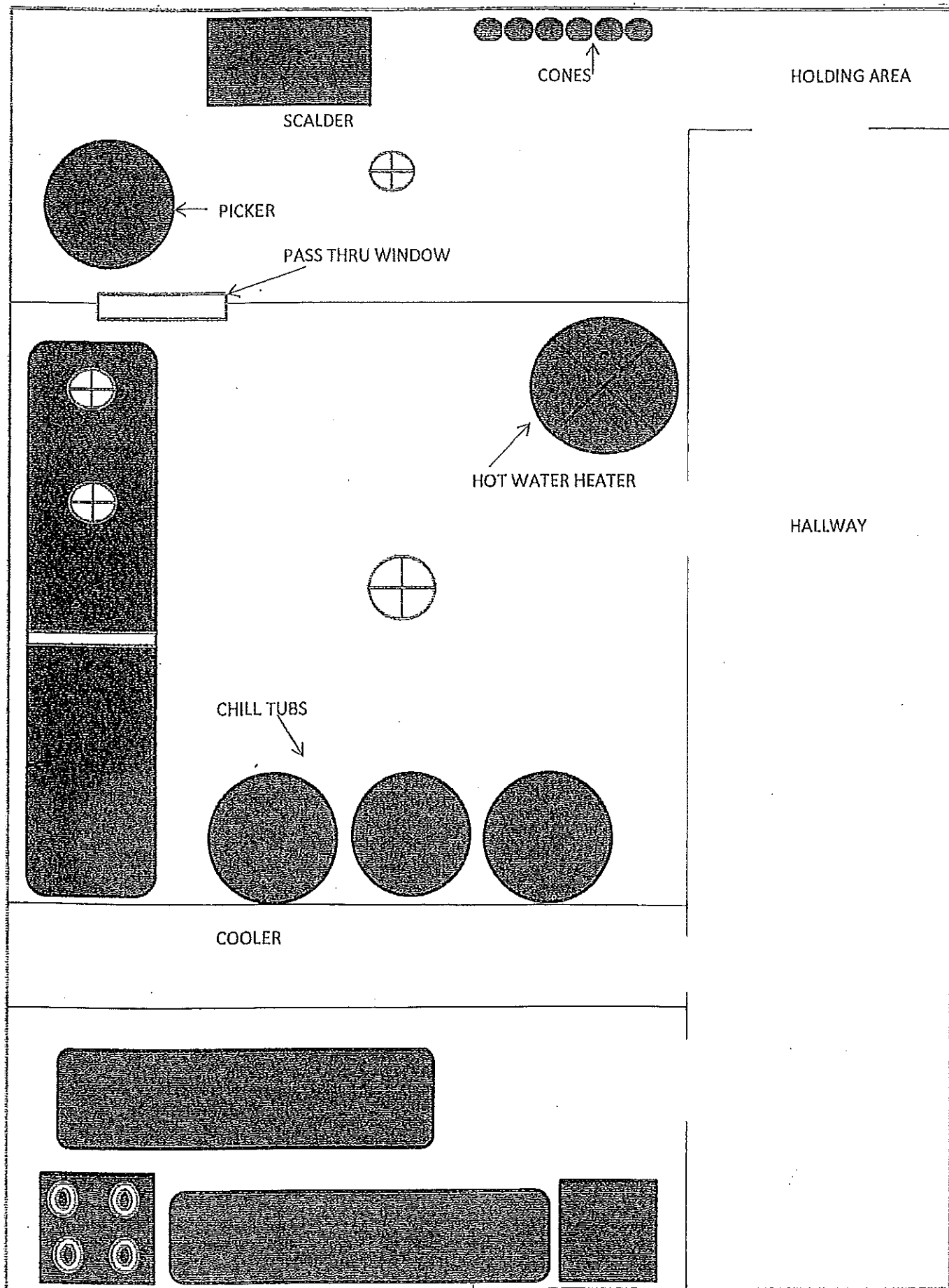
Killing, bleeding and defeathering can be done outside in a suitable, well-drained area. Carcasses can be placed in covered tub, then transported to an enclosed area for evisceration, cleaning, cooling, and packaging. Once packaged, whole birds can be stored in a dedicated cold storage (located in house, garage, breeze-way, etc.) Dedicated cold storage cannot contain personal food items.

Whole birds only; no cut-ups. For sale at the farm, farmers' markets, or for delivery to Community Supported Agriculture (CSA) customers.

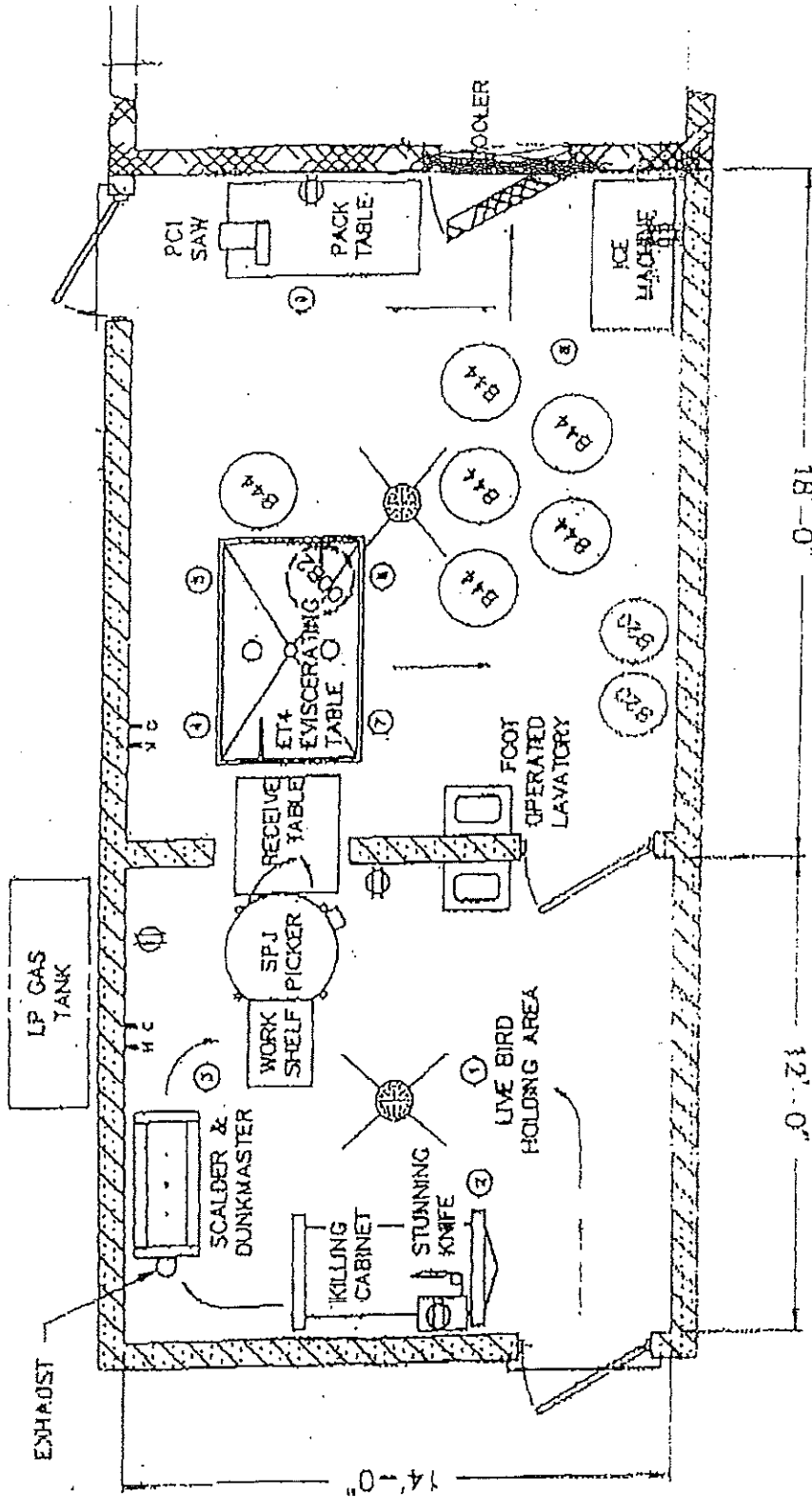
Potable Water in by RV food-grade hose or PEX tubing not garden hose

Electrical in by HD extension cord for hot water and lights

Example of Less Than 20,000 Bird Grower Producer Exempt  
Poultry Processing Facility



# Example of Less Than 20,000 Bird Small Enterprise Exempt Poultry Processing Facility

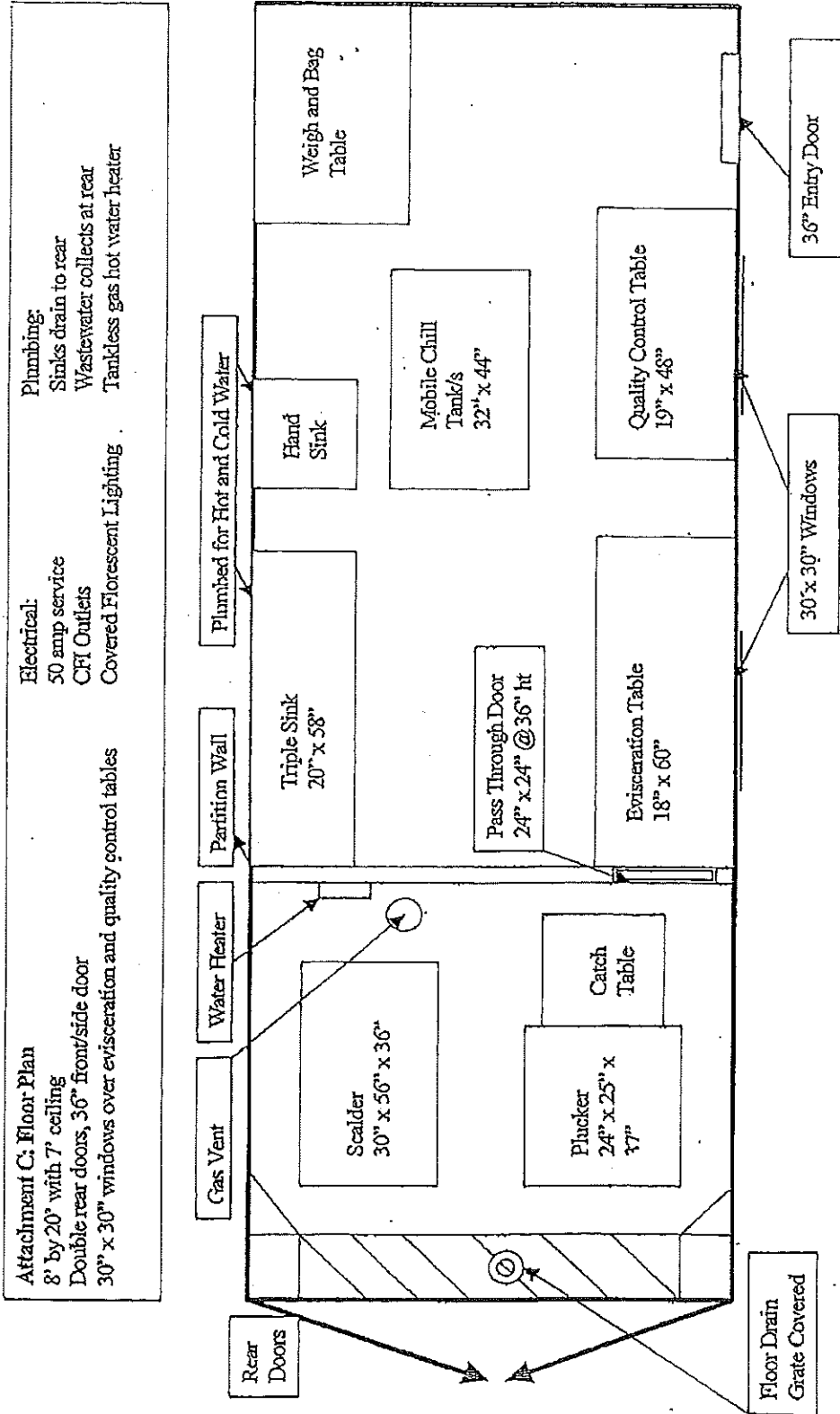


PRODUCT FLOW: →  
 ICE REQ'D 1 1/2 / 1# MEAT  
 WATER REQ'D 5 GAL/BIR  
 HOSE 8885 H=160FT: 1/2"  
 HOSE 8885 H=160FT: 1/2"  
 SCALE 1/4" = 1'-0"

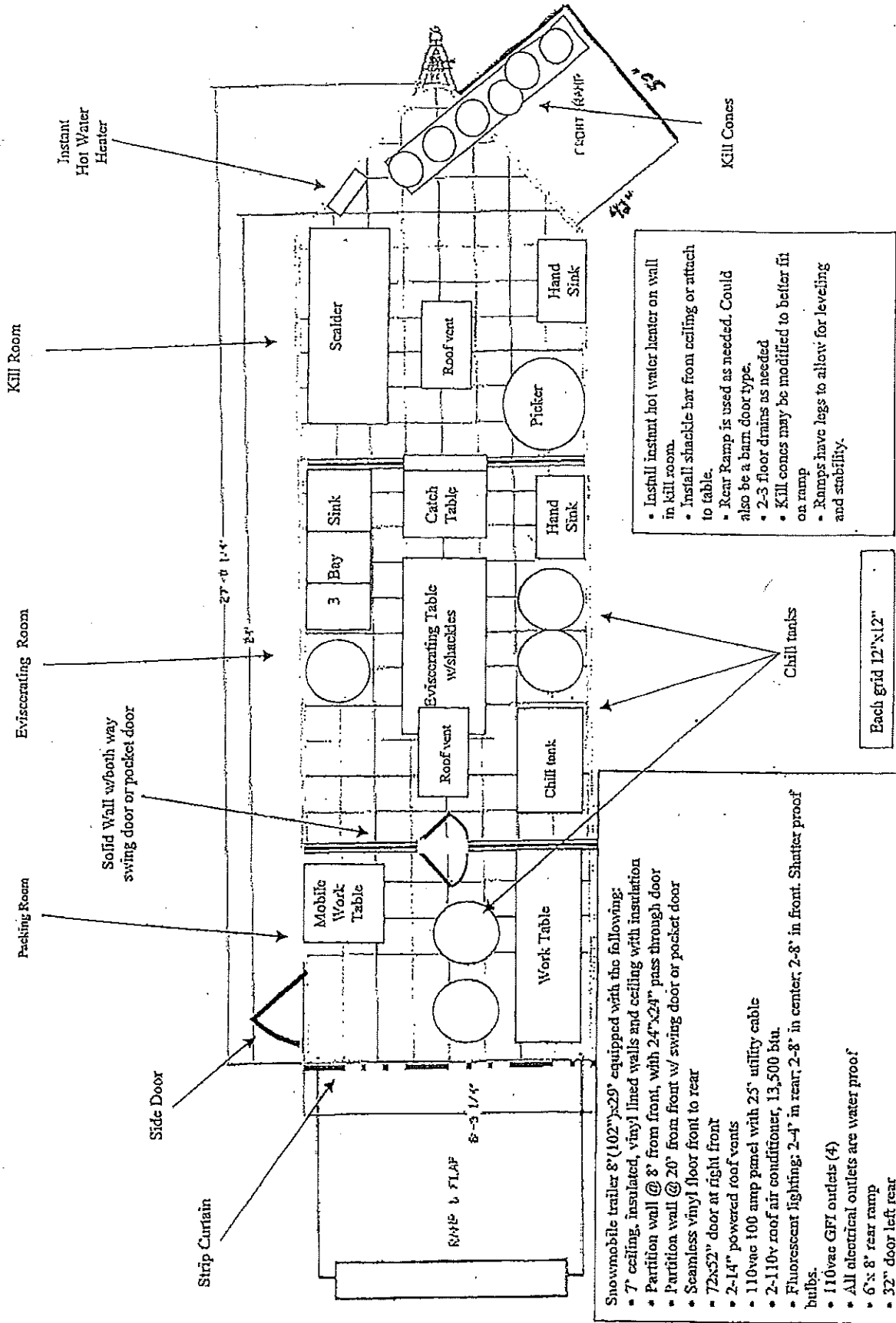
TYPICAL FLOOR PLAN FOR UP TO 200 BROILERS / HR.  
 1: HANDLE COOPS  
 2: HANG & KILL  
 3: SCALD & PICK  
 4-7: EVISCERATE  
 8: ICE CHILL TANKS  
 9: CUT-UP & PACK

The State of Maine is an Equal Opportunity Employer and Service Provider.  
 Example of Custom Exempt Poultry Processing Facility

# Floor Plan



# Example of Custom Mobile Poultry Processing Facility



- Snowmobile trailer 8'(102")x29' equipped with the following:
- 7' ceiling, insulated, vinyl lined walls and ceiling with insulation
  - Partition wall @ 8' from front, with 2-4"x24" pass through door
  - Partition wall @ 20' from front w/ swing door or pocket door
  - Seamless vinyl floor front to rear
  - 72x52" door at right front
  - 2-14" powered roof vents
  - 110vac 100 amp panel with 25' utility cable
  - 2-110v roof air conditioner, 13,500 btu.
  - Fluorescent lighting: 2-4' in rear; 2-8' in center; 2-8' in front. Shatter proof bulbs.
  - 110vac GFI outlets (4)
  - All electrical outlets are water proof
  - 6"x 8" rear ramp
  - 32" door left rear

- Install instant hot water heater on wall in kill room.
- Install shackle bar from ceiling or attach to table.
- Rear Ramp is used as needed. Could also be a barn door type.
- 2-3 floor drains as needed
- Kill cones may be modified to better fit on ramp
- Ramps have legs to allow for leveling and stability.

Cornerstone Farm Ventures 2006 The information contained in this drawing is for estimating purposes only. Actual placing and sizes may vary. Updated February 9, 2007